



BNY Mellon Diversified International Fund

FACT SHEET
Sep 30, 2022

Class A **DFPAX** Class C **DFPCX** Class I **DFPIX** Class Y **DDIFX**

Goal/Approach

The fund seeks long-term capital appreciation. To pursue its goal, the fund normally allocates its assets among other mutual funds advised by BNY Mellon Investment Adviser, Inc. or its affiliates, referred to as underlying funds that invest primarily in stocks issued by foreign companies. The underlying funds as of the date of the prospectus were BNY Mellon International Core Equity Fund, BNY Mellon International Stock Fund, BNY Mellon International Equity Fund, BNY Mellon Global Emerging Markets Fund, BNY Mellon Emerging Markets Securities Fund, BNY Mellon Strategic Beta Emerging Markets Equity Fund and BNY Mellon International Small Cap Fund.

CUSIP

Class A 05588F774
Class C 05588F782
Class I 05588F790
Class Y 05588F600

Assets for the Fund

\$293,390,848

Holdings²

3

Dividend Frequency

Annually

Morningstar Category

Foreign Large Blend

Lipper Category


International Large-Cap Core

Investment Adviser

BNY Mellon Investment Adviser, Inc.

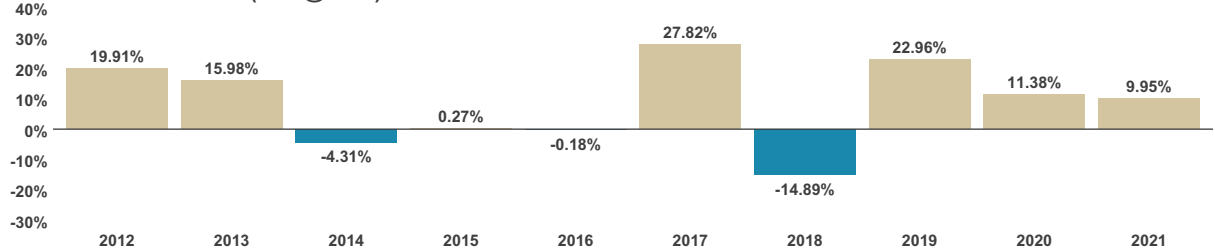
Growth of a \$10,000 Investment

A hypothetical \$10,000 investment in the fund's Class A shares on 12/18/07 would have been worth \$11,111 on 9/30/22.



This does not reflect the 5.75% maximum front-end sales load applicable to Class A shares which, if reflected, would have lowered performance. Assumes reinvestment of dividends and capital gains. Performance for the fund's other share classes would vary.

Historical Performance (CL.I @ NAV)³



Average Annual Total Returns (9/30/22)¹

Share Class/Inception Date	3 M	YTD	1 Yr	3 Yr	5 Yr	10 Yr
Class A (NAV) 12/18/07	-10.91%	-30.91%	-28.29%	-2.93%	-1.76%	2.66%
Class A (5.75% max. load)	-16.03%	-34.90%	-32.42%	-4.82%	-2.91%	2.06%
Class C (NAV) 12/18/07	-11.04%	-31.28%	-28.86%	-3.65%	-2.49%	1.89%
Class C (1.00% max. CDSC)	-11.93%	-31.97%	-29.53%	-3.65%	-2.49%	1.89%
Class I (NAV) 12/18/07	-10.80%	-30.74%	-28.05%	-2.61%	-1.43%	2.99%
Class Y (NAV) 10/01/15	-10.81%	-30.71%	-28.03%	-2.56%	-1.39%	3.01%
MSCI-EAFE [®] Index ⁴	-9.36%	-27.09%	-25.13%	-1.83%	-0.84%	3.67%

The performance data quoted represents past performance, which is no guarantee of future results. Share price and investment return fluctuate, and an investor's shares may be worth more or less than original cost upon redemption. Current performance may be lower or higher than the performance quoted. Performance for periods less than 1 year is not annualized. Go to im.bnymellon.com for the fund's most recent month-end returns. The net expense ratio(s) reflect a contractual expense reduction agreement through 3/1/2023, without which, the returns would have been lower. Total Expense Ratios: Class A 2.52%, Class C 2.38%, Class I 0.99%, Class Y 0.94%. Net Expense Ratios: Class A 1.30%, Class C 2.05%, Class I 0.99%, Class Y 0.94%. Not all classes of shares may be available to all investors or through all broker-dealer platforms.

¹The total return performance figures for Class Y shares of the fund represent the performance of the fund's Class I shares for periods prior to 10/1/15, the inception date for Class Y shares, and the performance of Class Y from that inception date. Performance reflects the applicable class's distribution/servicing fees since the inception date. Investors should consider, when deciding whether to purchase a particular class of shares, the investment amount, class restrictions, anticipated holding period and other relevant factors. ²Portfolio composition is as of 9/30/2022 and is subject to change at any time.

³Performance figures may reflect reimbursements or fee waivers, without which the performance would have been lower. ⁴Source: FactSet. The MSCI EAFE Index (Europe, Australasia, Far East) is a free float-adjusted, market capitalization-weighted index that is designed to measure the equity market performance of developed markets, excluding the U.S. and Canada. Reflects reinvestment of net dividends and, where applicable, capital gain distributions. Investors cannot invest directly in any index.

BNY Mellon Diversified International Fund

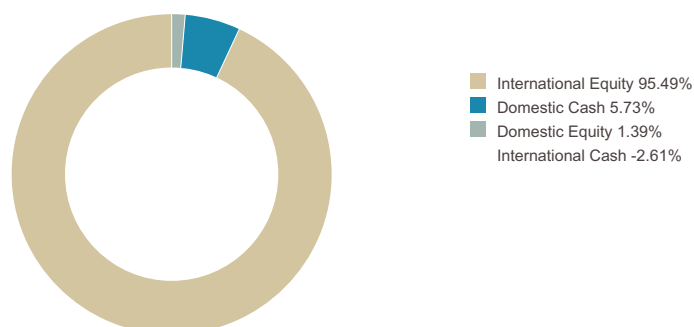
Class A **DFPAX**

Class C **DFPCX**

Class I **DFPIX**

Class Y **DDIFX**

Asset Allocation¹



Top Holdings¹

BNY Mellon International Stock Fund, Cl. Y	39.33%
BNY Mellon International Core Equity Fund, Cl. Y	37.51%
BNY Mellon International Equity Fund, Cl. Y	23.16%

The holdings listed should not be considered recommendations to buy or sell a security. Large concentrations can increase share price volatility.

Sector Allocation¹

Industrials	18.55%
Financials	16.53%
Health Care	15.53%
Consumer Discretionary	10.77%
Information Technology	10.25%
Consumer Staples	9.43%
Materials	6.67%
Telecommunication Services	4.11%
Energy	4.03%
Utilities	2.90%
Real Estate	1.23%

Portfolio Management

The fund's investment adviser is BNYM Investment Adviser. Elena Goncharova is the fund's primary portfolio manager responsible for investment allocation decisions, a position she has held since June 2022. Ms. Goncharova is a portfolio manager and investment strategist with BNY Mellon Wealth Management's Investment Strategy and Solutions Group. Ms. Goncharova also is an employee of BNYM Investment Adviser.

Investors should consider the investment objectives, risks, charges and expenses of a mutual fund carefully before investing. To obtain a prospectus, or a summary prospectus, if available, that contains this and other information about a fund, contact your financial professional or visit im.bnymellon.com. Read the prospectus carefully before investing. Investors should discuss with their financial professional the eligibility requirements for Class I and Y shares, which are available only to certain eligible investors, and the historical results achieved by the fund's respective share classes.

BNY Mellon Investment Adviser, Inc. and BNY Mellon Securities Corporation are affiliated with The Bank of New York Mellon Corporation. BNY Mellon is the corporate brand of The Bank of New York Mellon Corporation.

¹Portfolio composition is as of 9/30/2022 and is subject to change at any time.

Risks: Equities are subject to market, market sector, market liquidity, issuer, and investment style risks, among other factors, to varying degrees. Investing in **foreign denominated and/or domiciled securities** involves special risks, including changes in currency exchange rates, political, economic, and social instability, limited company information, differing auditing and legal standards, and less market liquidity. These risks generally are greater with emerging market countries. **Small and midsized company stocks** tend to be more volatile and less liquid than larger company stocks as these companies are less established and have more volatile earnings histories. *Recent market risks include pandemic risks related to COVID-19. The effects of COVID-19 have contributed to increased volatility in global markets and will likely affect certain countries, companies, industries and market sectors more dramatically than others. To the extent the fund may overweight its investments in certain countries, companies, industries or market sectors, such positions will increase the fund's exposure to risk of loss from adverse developments affecting those countries, companies, industries or sectors.*

The information being provided is general information about our firm and its products and services. It should not be construed as investment advice or a recommendation with respect to any product or service and should not serve as a primary basis for investment decisions. Please consult a legal, tax or financial professional in order to determine whether an investment product or service is appropriate for a particular situation.